

**REPORTS AND CONSOLIDATED FINANCIAL
STATEMENTS**

INVER ENERGY LIMITED

FOR THE YEAR ENDED 31 DECEMBER 2014

CONTENTS

	Page
DIRECTORS AND OTHER INFORMATION	2
DIRECTORS' REPORT	3 - 5
STATEMENT OF DIRECTORS' RESPONSIBILITIES	6
INDEPENDENT AUDITOR'S REPORT	7 - 8
CONSOLIDATED PROFIT AND LOSS ACCOUNT	9
CONSOLIDATED NOTE OF HISTORICAL COST PROFITS AND LOSSES	10
CONSOLIDATED STATEMENT OF TOTAL RECOGNISED GAINS AND LOSSES	10
CONSOLIDATED BALANCE SHEET	11
COMPANY BALANCE SHEET	12
CONSOLIDATED CASHFLOW STATEMENT	13
NOTES TO THE CONSOLIDATED FINANCIAL STATEMENTS	14 - 27

DIRECTORS AND OTHER INFORMATION

Board of Directors

Mr CP O'Callaghan
Mr R Brislane
Mr F O'Gorman
Mr N Murray

Solicitors

William Fry
2 Grand Canal Square
Dublin 2

McGuire Desmond
5 Lapp's Quay
Cork

Weightmans LLP
India Buildings
Water Street
Liverpool L2 OGA
England

Secretary and Registered Office

Mr CP O'Callaghan
River House
Blackpool Business Park
Blackpool
Cork

Bankers

Bank of Ireland
Lower Baggot Street
Dublin 2

BNP Paribas (Suisse) SA
Geneva
Switzerland

Barclays Bank plc
5 The North Colonnade
7th Floor
Canary Wharf
London E14 4BB
England

Credit Suisse AG
Uetlibergstrasse 231
8070 Zurich
Switzerland

Registered Number: 373915

Independent Auditor

Deloitte & Touche
Chartered Accountants and Statutory Audit Firm
6 Lapp's Quay
Cork

DIRECTORS' REPORT

The directors present their report and the audited consolidated financial statements of the group for the year ended 31 December 2014.

Principal activities and review of the business

The principal activities of the group continue to be the importation and distribution of oil, coal products and the storage of oil for third party customers.

The group manages its business by matching the pricing risk between sales and oil purchases using oil derivatives and forward contracts. The actual receipt of oil shipments from suppliers does not necessarily tie in with the delivery dates of the related oil to customers. Under historical cost accounting principles the timing differences between the receipt of oil from suppliers and related deliveries to customers result in fluctuations in gross profit between different accounting periods. To eliminate these fluctuations the Board prepare the financial statements in accordance with fair value/mark-to-market principles that more accurately reflect the performance of the business in the accounting year.

The group had an operating profit of €3.2 million in 2014 (2013: €4.1 million). The financial performance of the company in 2014 was in line with the director's expectations. The outlook for 2015 is positive with sales expected to grow.

Profits, dividends and reserves

Profit before taxation for the financial year amounted to: €2,719,680 (2013: €2,965,340).

A dividend of €100,000 (2013: €100,000) was paid by Inver Energy Limited in 2014.

Financial risk management

The group's operations expose it to a variety of financial risks that include the effects of changes in debt, market prices, foreign exchange risk, credit risk, liquidity and interest rate risk. The group has in place a risk management programme that seeks to manage the financial exposures of the group by monitoring levels of debt finance and the related finance costs. The policies are set by the board of directors and are implemented by the group's management team including executive directors.

Price risk

The group is exposed to oil commodity price risk as a result of its operations. The group's policy on mitigating the effect of oil price fluctuations is to match the pricing basis of its sales and oil purchases and to use, where appropriate, oil swaps and future contracts.

Foreign exchange risk

The group is exposed to foreign exchange risks in the normal course of business, principally on purchases in US dollars. The group's policy on mitigating the effect of this currency exposure is to match the currency basis of its sales and oil purchases and to use, where appropriate, forward foreign exchange contracts.

Credit risk

The group has implemented policies that require appropriate credit checks on potential customers before sales are made.

DIRECTORS' REPORT - continued

Financial risk management - continued

Liquidity risk

The group actively maintains a mix of long-term and short-term debt finance that is designed to ensure the group has sufficient available funds for operations and planned expansions.

Interest rate and cash flow risk

The group has both interest bearing assets and interest bearing liabilities. Cash balances are the only interest bearing asset which earn interest at a fixed rate. The group has a policy of maintaining debt using a combination of variable and fixed rate interest rates, and of using invoice discounting facilities for debtors at a variable interest rate, to ensure certainty of future interest cash flows.

Future developments

The group will continue to add forecourts to the Inver brand and develop its forecourt offering further in Ireland and it will continue to expand its product offering and sales in the UK.

Research and development

The group did not engage in any research and development activities during the year.

Directors and secretary

The names of the persons who were directors at any time during the year ended 31 December 2014 are set out on page 2.

In accordance with the Articles of Association the directors are not required to retire by rotation.

Directors' and secretary's interests in shares

The beneficial interests, including family interests, of the directors and secretary in office at 31 December 2014 in the share capital of the company's parent company, World Fuels Market Limited, and in the company at 1 January 2014 and 31 December 2014 were:

	Number of Ordinary €1.27 shares 31 December 2014	Number of Ordinary €1.27 shares 1 January 2014
<i>World Fuels Market Limited</i>		
Chris O'Callaghan	1,000	1,000
	Number of Ordinary €0.002 shares 31 December 2014	Number of Ordinary €0.002 shares 1 January 2014
<i>Inver Energy Limited</i>		
<u>Directors:</u>		
Mr. C.P. O'Callaghan	-	-
Mr. R. Brislane	10,000	10,000
Mr. F. O'Gorman	-	-
Mr. N. Murray	-	-
<u>Secretary:</u>		
Mr. C.P. O'Callaghan	-	-

DIRECTORS' REPORT - continued

Key performance indicators (K.P.I.'s)

The group is result orientated. Actual performance is measured against budgeted performance taking into account the impact of world oil prices and hedging strategy to minimise risks. The main KPI's used by the group to measure performance are gross margin, earnings before interest and tax, evaluation of working capital, capacity, litres sold and cashflow.

Subsequent events

There have been no significant events affecting the group since the year end.



Books of account

The measures taken by the directors to secure compliance with the company's obligation to keep proper books of account are the use of appropriate systems and procedures and employment of competent persons. The books of account are kept at River House, Blackpool Business Park, Blackpool, Cork.

Independent auditor

The auditor, Deloitte & Touche, Chartered Accountants and Statutory Audit Firm, continues in office in accordance with Section 160(2) of the Companies Act, 1963.

Signed on behalf of the Board:


) DIRECTORS

Date: 29/5/2015

STATEMENT OF DIRECTORS' RESPONSIBILITIES

Irish company law requires the directors to prepare financial statements for each financial year which give a true and fair view of the state of affairs of the company and the group and of the profit of the group for that period. In preparing those financial statements, the directors are required to:

- select suitable accounting policies for the group and parent company financial statements and then apply them consistently;
- make judgements and estimates that are reasonable and prudent; and
- prepare the financial statements on the going concern basis unless it is inappropriate to presume that the company and the group will continue in business.

The directors are responsible for keeping proper books of account which disclose with reasonable accuracy at any time the financial position of the group and the parent company and to enable them to ensure that the financial statements are prepared in accordance with accounting standards generally accepted in Ireland and comply with Irish statute comprising the Companies Acts, 1963 to 2013. They are also responsible for safeguarding the assets of the group and hence for taking reasonable steps for the prevention and detection of fraud and other irregularities.

INDEPENDENT AUDITOR'S REPORT TO THE MEMBERS OF INVER ENERGY LIMITED

We have audited the financial statements of Inver Energy Limited for the year ended 31 December 2014 which comprise the Group Financial Statements: the Consolidated Profit and Loss Account, the Consolidated Note of Historical Cost Profits and Losses, the Consolidated Statement of Total Recognised Gains and Losses, the Consolidated Balance Sheet, the Consolidated Cash Flow Statement, the Company Financial Statements: the Balance Sheet and the related notes 1 to 33. The financial reporting framework that has been applied in their preparation is Irish law and accounting standards issued by the Financial Reporting Council and promulgated by the Institute of Chartered Accountants in Ireland (Generally Accepted Accounting Practice in Ireland).

This report is made solely to the company's members, as a body, in accordance with Section 193 of the Companies Act, 1990. Our audit work has been undertaken so that we might state to the company's members those matters we are required to state to them in an auditor's report and for no other purpose. To the fullest extent permitted by law, we do not accept or assume responsibility to anyone other than the company and the company's members as a body, for our audit work, for this report, or for the opinions we have formed.

Respective responsibilities of directors and auditors

As explained more fully in the Statement of Directors' Responsibilities, the directors are responsible for the preparation of the financial statements giving a true and fair view. Our responsibility is to audit and express an opinion on the financial statements in accordance with Irish law and International Standards on Auditing (UK and Ireland). Those standards require us to comply with the Auditing Practices Board's Ethical Standards for Auditors.

Scope of the audit of the financial statements

An audit involves obtaining evidence about the amounts and disclosures in the financial statements sufficient to give reasonable assurance that the financial statements are free from material misstatement, whether caused by fraud or error. This includes an assessment of: whether the accounting policies are appropriate to the group's and the parent company's circumstances and have been consistently applied and adequately disclosed; the reasonableness of significant accounting estimates made by the directors; and the overall presentation of the financial statements. In addition, we read all the financial and non-financial information in the reports and consolidated financial statements for the year ended 31 December 2014 to identify material inconsistencies with the audited financial statements and to identify any information that is apparently materially incorrect based on, or materially inconsistent with, the knowledge acquired by us in the course of performing the audit. If we become aware of any apparent material misstatements or inconsistencies we consider the implications for our report.

Opinion

In our opinion the financial statements:

- give a true and fair view, in accordance with Generally Accepted Accounting Practice in Ireland, of the state of the group's and of the parent company's affairs as at 31 December 2014 and of the group's profit for the year then ended; and
- have been properly prepared in accordance with the Companies Acts, 1963 to 2013.

Continued on next page/

/Continued from previous page

INDEPENDENT AUDITOR'S REPORT TO THE MEMBERS OF INVER ENERGY LIMITED

Matters on which we are required to report by the Companies Acts 1963 to 2013

- We have obtained all the information and explanations which we consider necessary for the purposes of our audit.
- In our opinion proper books of account have been kept by the parent company.
- The parent company's financial statements are in agreement with the books of account.
- In our opinion the information given in the Directors' Report is consistent with the financial statements.
- The net assets of the parent company, as stated in the parent company balance sheet are more than half of the amount of its called-up share capital and, in our opinion, on that basis there did not exist at 31 December 2014 a financial situation which under Section 40(1) of the Companies (Amendment) Act, 1983 would require the convening of an extraordinary general meeting of the parent company.

Matters on which we are required to report by exception

We have nothing to report in respect of the provisions in the Companies Acts 1963 to 2013 which require us to report to you if, in our opinion, the disclosures of directors' remuneration and transactions specified by law are not made.



Kevin Butler

For and on behalf of Deloitte & Touche
Chartered Accountants and Statutory Audit Firm
Cork


Date: 29/5/15

INVER ENERGY LIMITED

CONSOLIDATED PROFIT AND LOSS ACCOUNT
Year ended 31 December 2014

	Notes	2014 €	2013 €
TURNOVER - group and share of joint ventures	2	593,844,583	605,858,015
Less: share of joint venture turnover		<u>(2,851,552)</u>	<u>(2,251,111)</u>
GROUP TURNOVER - continuing activities		590,993,031	603,606,904
Cost of sales		<u>(577,083,480)</u>	<u>(592,113,525)</u>
GROSS PROFIT		13,909,551	11,493,379
Distribution costs		(3,458,487)	(3,091,579)
Administration expenses		(9,324,862)	(7,718,405)
Operating income	3	<u>2,277,526</u>	<u>3,429,106</u>
OPERATING PROFIT - continuing activities		3,403,728	4,112,501
Share of joint venture operating profit		<u>1,183,147</u>	<u>586,975</u>
		4,586,875	4,699,476
Interest payable	4	(1,750,317)	(1,602,044)
Share of joint venture's net interest payable		<u>(116,878)</u>	<u>(132,092)</u>
PROFIT ON ORDINARY ACTIVITIES BEFORE TAXATION	5	2,719,680	2,965,340
Taxation on profit on ordinary activities	6	(168,112)	(276,303)
Share of joint venture's taxation		<u>(151,730)</u>	<u>(143,152)</u>
PROFIT FOR THE FINANCIAL YEAR	16	<u>2,399,838</u>	<u>2,545,885</u>

The financial statements were approved by the Board of Directors on 29/5/2015 and signed on its behalf by:


)
) DIRECTORS
)

CONSOLIDATED NOTE OF HISTORICAL COST PROFITS AND LOSSES

Year ended 31 December 2014

	2014 €	2013 €
Reported profit on ordinary activities before taxation	2,719,680	2,965,340
Impact of recognising stock and financial instruments at fair value	<u>(5,774,585)</u>	<u>(432,596)</u>
Historical cost (loss)/profit on ordinary activities before taxation	<u>(3,054,905)</u>	<u>2,532,744</u>
Historical cost (loss)/profit after taxation	<u>(3,374,747)</u>	<u>2,113,289</u>

CONSOLIDATED STATEMENT OF TOTAL RECOGNISED GAINS AND LOSSES

Year ended 31 December 2014

	2014 €	2013 €
Profit after taxation for the financial year	2,399,838	2,545,885
Foreign currency translation (note 17)	<u>263,548</u>	<u>(48,659)</u>
Total recognised gains for the year	<u>2,663,386</u>	<u>2,497,226</u>



INVER ENERGY LIMITED

CONSOLIDATED BALANCE SHEET

As at 31 December 2014

	Notes	2014 €	2013 €
FIXED ASSETS			
Tangible assets	7	12,476,559	11,781,984
Financial assets	8	<u>1,476,353</u>	<u>561,814</u>
		<u>13,952,912</u>	<u>12,343,798</u>
CURRENT ASSETS			
Stocks	9	22,330,072	21,544,606
Debtors	10	44,750,729	39,213,007
Cash at bank and in hand		<u>5,482,300</u>	<u>4,652,831</u>
		72,563,101	65,410,444
CREDITORS - amounts falling due within one year	11	<u>(61,843,927)</u>	<u>(55,134,513)</u>
NET CURRENT ASSETS		<u>10,719,174</u>	<u>10,275,931</u>
TOTAL ASSETS LESS CURRENT LIABILITIES		24,672,086	22,619,729
CREDITORS - amounts falling due after more than one year	12	(3,338,141)	(3,875,794)
PROVISION FOR LIABILITIES AND CHARGES	13	<u>(773,059)</u>	<u>(746,435)</u>
NET ASSETS		<u>20,560,886</u>	<u>17,997,500</u>
CAPITAL AND RESERVES			
Called up share capital	15	200	200
Capital contribution		2,050,091	2,050,091
Profit and loss account	16	<u>18,510,595</u>	<u>15,947,209</u>
SHAREHOLDERS' FUNDS	17	<u>20,560,886</u>	<u>17,997,500</u>

The financial statements were approved by the Board of Directors on 29/5/2015 and signed on its behalf by:




)))
))) DIRECTORS

INVER ENERGY LIMITED

COMPANY BALANCE SHEET
As at 31 December 2014

	Notes	2014 €	2013 €
FIXED ASSETS			
Tangible assets	7	949,300	306,382
Financial assets	8	<u>433,333</u>	<u>433,333</u>
		<u>1,382,633</u>	<u>739,715</u>
CURRENT ASSETS			
Stocks	9	13,527,097	16,255,130
Debtors	10	44,195,959	35,710,686
Cash at bank and in hand		<u>2,018,465</u>	<u>3,327,846</u>
		59,741,521	55,293,662
CREDITORS - amounts falling due within one year	11	<u>(45,780,804)</u>	<u>(41,791,882)</u>
NET CURRENT ASSETS		13,960,717	13,501,780
CREDITORS – amounts falling due after more than one year	12	<u>(18,225)</u>	<u>-</u>
NET ASSETS		<u>15,325,125</u>	<u>14,241,495</u>
CAPITAL AND RESERVES			
Called up share capital	15	200	200
Capital contribution		2,050,091	2,050,091
Profit and loss account		<u>13,274,834</u>	<u>12,191,204</u>
SHAREHOLDERS' FUNDS		<u>15,325,125</u>	<u>14,241,495</u>

The financial statements were approved by the Board of Directors on 29/5/2015 and signed on its behalf by:


) DIRECTORS

INVER ENERGY LIMITED**CONSOLIDATED CASH FLOW STATEMENT**

Year ended 31 December 2014

	Notes	2014 €	2013 €
NET CASH INFLOW FROM OPERATING ACTIVITIES	18	<u>2,594,857</u>	<u>9,918,668</u>
RETURN ON INVESTMENTS AND SERVICING OF FINANCE			
Interest paid		<u>(1,767,175)</u>	<u>(1,608,463)</u>
NET CASH OUTFLOW FROM RETURNS ON INVESTMENTS AND SERVICING OF FINANCE		<u>(1,767,175)</u>	<u>(1,608,463)</u>
TAXATION			
Corporation tax (paid)/ refunded		<u>(10,851)</u>	<u>281,577</u>
CAPITAL INVESTMENT			
Payments to acquire tangible fixed assets		<u>(970,780)</u>	<u>(684,918)</u>
EQUITY DIVIDENDS PAID			
Dividends paid (net of withholding tax)		<u>(100,000)</u>	<u>(100,000)</u>
NET CASH (OUTFLOW)/INFLOW BEFORE FINANCING	20	<u>(253,949)</u>	<u>7,806,864</u>
FINANCING			
Movement on bank loans		<u>1,040,893</u>	<u>(5,244,151)</u>
NET CASH INFLOW/(OUTFLOW) FROM FINANCING		<u>1,040,893</u>	<u>(5,244,151)</u>
INCREASE IN CASH		<u>786,944</u>	<u>2,562,713</u>

NOTES TO THE CONSOLIDATED FINANCIAL STATEMENTS

1 ACCOUNTING POLICIES

The significant accounting policies adopted by the group are as follows:

Basis of preparation

The consolidated financial statements have been prepared in accordance with accounting standards issued by the Financial Reporting Council and Irish statute comprising the Companies Acts, 1963 to 2013.

The financial statements are presented in euro.

Basis of consolidation

The consolidated financial statements include the financial statements of the parent company and its subsidiary together with the group's share of the profit and loss of joint ventures made up to the end of the financial year, all of which have been prepared to 31 December 2014. The results of subsidiaries acquired or disposed of during the year are included in the profit and loss account from the date of acquisition or up to the date of disposal.

Joint venture undertakings

Joint venture undertakings (joint ventures) are those undertakings over which the group exercises control jointly with one or more parties. The group's share of profit and loss of joint ventures are included in the consolidated profit and loss account. The group's interest in their net assets or liabilities is included as a financial asset or financial liability in the consolidated balance sheet using the gross equity method at an amount representing the group's share of the fair value of the net assets at acquisition plus the group's share of the post acquisition retained profits or losses. The amounts included in the consolidated financial statements in respect of the post acquisition profits and losses of joint ventures are taken from their latest financial statements prepared to the balance sheet date.

Historical cost convention

The financial statements are prepared under the historical cost convention subject to the revaluation of stocks to market value and the application of FRS 25 and FRS 26.

Tangible fixed assets

Tangible fixed assets are stated at cost less accumulated depreciation.

Depreciation is calculated in order to write off the cost of tangible fixed assets over their estimated useful lives by equal annual instalments.

The estimated useful lives of tangible fixed assets by reference to which depreciation has been calculated are as follows:

Land and buildings	5 to 10 years
Plant and equipment (including terminal assets)	5 to 40 years
Computer equipment	3 to 10 years
Office fixtures and fittings	5 to 10 years
Computer software	3 years

Assets held under hire purchase contracts are capitalised as tangible assets and depreciated over their useful economic life. Obligations under such agreements are included in creditors.

Stocks

Stocks held for trading purposes are valued at fair value by reference to quoted market prices at the balance sheet date. Changes in fair value are recognised within profit and loss for the year. This accounting policy represents a departure from SSAP 9, which requires stock to be carried at the lower of cost and net realisable value. In the view of the directors, the treatment prescribed by SSAP 9 would not give a true and fair view because the stocks of petroleum products held are marketable commodities traded on international markets and are therefore immediately saleable.

NOTES TO THE CONSOLIDATED FINANCIAL STATEMENTS - continued

1 ACCOUNTING POLICIES - continued

Turnover recognition

Turnover represents the invoiced value of goods sold including excise duties and excluding value added tax and is net of rebates. Income is recognised on shipment of product which is when transfer of title passes. Included in income is storage income recognised on an accruals basis, matched against the relevant and related period. Income is deferred when money is received from customers for goods or services and the risks and rewards of ownership do not transfer. Where sales are invoiced, but residual risks of ownership have not transferred, this income is deferred and recognised in the period in which residual risk transfers,

Leases

All operating lease rentals are charged to the profit and loss account on a straight line basis.

Current taxation

Corporation tax is charged to the profit and loss account based on taxable profits at current tax rates.

Deferred taxation

Deferred tax is provided on all timing differences that have originated but not reversed at the balance sheet date where transactions or events that result in an obligation to pay more tax in the future or a right to pay less tax in the future have occurred at the balance sheet date.

Timing differences are temporary differences between profits as computed for tax purposes and profits as stated in the financial statements which arise because certain items of income and expenditure in the financial statements are dealt with in different years for tax purposes.

Deferred tax is measured at the tax rates that are expected to apply in the years in which the timing differences are expected to reverse, based on tax rates and laws that have been enacted or substantively enacted by the balance sheet date. Deferred tax is not discounted.

Foreign currencies

Monetary assets and liabilities denominated in foreign currencies are translated at the exchange rates ruling at the balance sheet date and revenues, costs and non-monetary assets at the exchange rates ruling at the dates of the transactions, except that where a transaction is covered by a forward exchange contract, the contracted exchange rate is used.

Profits and losses arising from foreign currency translations and on settlement of amounts receivable and payable in foreign currency are dealt with in the profit and loss account.

Monetary assets are money held and amounts to be received in money; all other assets are non-monetary assets.

Financial instruments

All assets and liabilities are presented gross on the face of the balance sheet unless the group has a legally enforceable right to net off the recognised amounts and it intends to settle on a net basis.

Financial assets

Financial assets include cash, trade debtors, other debtors and derivative financial instruments. When financial assets are recognised initially, they are measured at fair value, normally being the transaction price. The subsequent measurement of financial assets depends on their classification as follows:

Trade and other debtors

Trade and other debtors are carried at the original invoice amount, less allowance made for doubtful debts. Provision is made when there is objective evidence that the company will be unable to recover balances in full. Balances are written off when the probability of recovery is assessed as being remote.

NOTES TO THE CONSOLIDATED FINANCIAL STATEMENTS - continued

1. ACCOUNTING POLICIES - continued

Financial assets - continued

Derivative financial instruments

The company uses derivative financial instruments to manage certain exposures to fluctuations in commodity prices and foreign exchange rates. Such derivative financial instruments are initially recognised at fair value using quotes published by oil broker companies on the date on which a derivative contract is entered into and are subsequently re-measured at fair value. Derivatives are carried as assets when the fair value is positive and liabilities when the fair value is negative.

Any gains or losses arising from changes in the fair value of derivatives are taken to the profit and loss account within cost of sales.

Financial liabilities

Financial liabilities include bank loans and overdrafts, trade creditors, taxation and social security and derivative financial instruments. Financial liabilities, other than derivative financial instruments are initially recognised at fair value and subsequently at amortised cost.

Pension

The cost of providing pensions under defined contribution scheme arrangements are charged to the profit and loss account in the period in which incurred.

Financial investments

Shares in subsidiary companies, joint ventures and other investments are stated at cost less provision for any permanent diminution in value.

2. TURNOVER

Turnover is comprised of the sale (net of VAT) of energy products (oil and coal) to customers in Ireland and the UK.

3. OPERATING INCOME

	2014 €	2013 €
Storage and other income	<u>2,277,526</u>	<u>3,429,106</u>

4. INTEREST PAYABLE

	2014 €	2013 €
Interest payable and similar charges	<u>(1,750,317)</u>	<u>(1,602,044)</u>

NOTES TO THE CONSOLIDATED FINANCIAL STATEMENTS - continued

5.	PROFIT ON ORDINARY ACTIVITIES BEFORE TAXATION	2014 €	2013 €
	Profit on ordinary activities before taxation has been arrived at after charging:		
	Staff costs:		
	Wages and salaries	1,583,544	1,385,834
	Social welfare costs	159,454	129,735
	Pension costs	<u>80,732</u>	<u>55,421</u>
		<u>1,823,730</u>	<u>1,570,990</u>
	Auditor's remuneration		
	- audit of individual accounts	13,000	13,000
	- other assurance services	-	3,500
	- taxation advisory services	9,873	4,400
	- other non-audit services	10,000	50,000
	Depreciation	1,061,859	969,848
	Operating lease	43,900	45,600
	Goodwill amortisation	-	2,880
	Foreign exchange (gain)/loss	<u>(142,530)</u>	<u>74,466</u>
6.	TAXATION ON PROFIT ON ORDINARY ACTIVITIES	2014 €	2013 €
	(a) Analysis of charge in the year		
	Corporation tax - Ireland	153,738	23,127
	Corporation tax - UK	39,647	-
	Deferred tax (note 13)	<u>(25,273)</u>	<u>253,176</u>
		<u>168,112</u>	<u>276,303</u>
	(b) Factors affecting tax charge for the year		
	Profit on ordinary activities before taxation	<u>2,717,890</u>	<u>2,965,340</u>
	Profit on ordinary activities multiplied by the effective corporation rate for the year	339,736	420,241
	Effects of:		
	Expenses not deductible for tax purposes	18,139	3,775
	Accelerated capital allowances	(145,249)	(91,346)
	Additional tax on income taxable at passive rate of 25%	973	36,420
	Losses utilised	<u>(20,214)</u>	<u>(345,963)</u>
	Current tax charge for the year	<u>193,385</u>	<u>23,127</u>

NOTES TO THE CONSOLIDATED FINANCIAL STATEMENTS - continued

7. TANGIBLE ASSETS	Land and buildings €	Plant and equipment €	Computer equipment €	Computer software	Office, fixtures & fittings	Total €
GROUP						
Cost						
At 1 January 2014	-	14,735,530	158,389	99,872	150,644	15,144,435
Additions	389,198	497,402	8,225	64,300	11,655	970,780
Translation reserve	-	1,012,621	-	-	4,514	1,017,135
At 31 December 2014	<u>389,198</u>	<u>16,245,553</u>	<u>166,614</u>	<u>164,172</u>	<u>166,813</u>	<u>17,132,350</u>
Accumulated depreciation						
At 1 January 2014	-	3,005,354	156,037	86,737	114,323	3,362,451
Charge for the year	13,134	999,266	2,117	24,122	23,220	1,061,859
Translation reserve	-	227,744	-	-	3,737	231,481
At 31 December 2014	<u>13,134</u>	<u>4,232,364</u>	<u>158,154</u>	<u>110,859</u>	<u>141,280</u>	<u>4,655,791</u>
Net book value						
At 31 December 2014	<u>376,064</u>	<u>12,013,189</u>	<u>8,460</u>	<u>53,313</u>	<u>25,533</u>	<u>12,476,559</u>
At 31 December 2013	<u>-</u>	<u>11,730,176</u>	<u>2,352</u>	<u>13,135</u>	<u>36,321</u>	<u>11,781,984</u>

Included within the cost of fixed assets are assets acquired under a hire purchase agreement. The cost of these assets was €48,000 (2013: €Nil). The depreciation on these assets for the year was €8,100 (2013: €Nil). The net book value at 31 December 2014 was €39,000 (2013: €Nil).

NOTES TO THE CONSOLIDATED FINANCIAL STATEMENTS - continued

7. TANGIBLE ASSETS

COMPANY

	Land and buildings €	Plant and equipment €	Computer equipment €	Computer software	Office, fixtures & fittings	Total €
Cost						
At 1 January 2014	-	490,748	158,389	99,872	92,638	841,647
Additions	<u>389,198</u>	<u>349,604</u>	<u>8,225</u>	<u>64,300</u>	-	<u>811,327</u>
At 31 December 2014	<u>389,198</u>	<u>840,352</u>	<u>166,614</u>	<u>164,172</u>	<u>92,638</u>	<u>1,652,974</u>
Accumulated depreciation						
At 1 January 2014	-	222,458	156,037	86,737	67,033	535,265
Charge for the year	<u>13,134</u>	<u>116,920</u>	<u>2,117</u>	<u>24,122</u>	<u>12,116</u>	<u>168,409</u>
At 31 December 2014	<u>13,134</u>	<u>342,378</u>	<u>158,154</u>	<u>110,859</u>	<u>79,149</u>	<u>703,674</u>
Net book value						
At 31 December 2014	<u>376,064</u>	<u>497,974</u>	<u>8,460</u>	<u>53,313</u>	<u>13,489</u>	<u>949,300</u>
At 31 December 2013	-	<u>265,290</u>	<u>2,352</u>	<u>13,135</u>	<u>25,605</u>	<u>306,382</u>

Included within the cost of fixed assets are assets acquired under a hire purchase agreement. The cost of these assets was €48,000 (2013: €Nil). The depreciation on these assets for the year was €8,100 (2013: €Nil). The net book value at 31 December 2014 was €39,000 (2013: €Nil).

NOTES TO THE CONSOLIDATED FINANCIAL STATEMENTS - continued

8. FINANCIAL ASSETS	2014	2013
	€	€
GROUP		
At beginning of year	561,814	250,083
Share of profit retained - joint venture	<u>914,539</u>	<u>311,731</u>
Closing balance	<u>1,476,353</u>	<u>561,814</u>
Joint venture analysed as follows:		
Fixed assets	12,415,357	13,027,239
Current assets	<u>807,566</u>	<u>239,714</u>
Share of gross assets	13,222,923	13,266,953
Liabilities due within one year	(1,508,590)	(1,522,967)
Liabilities due after more than one year	<u>(10,265,847)</u>	<u>(11,252,590)</u>
Share of gross liabilities	<u>(11,774,437)</u>	<u>(12,775,557)</u>
Share of net assets	<u>1,443,486</u>	<u>491,396</u>
COMPANY		
	2014	2013
	€	€
Investment in subsidiary companies and joint venture		
At the start and the end of year	<u>433,333</u>	<u>433,333</u>
9. STOCKS	2014	2013
	€	€
GROUP		
Fuels	<u>22,330,072</u>	<u>21,544,606</u>
COMPANY		
Fuels	<u>13,527,097</u>	<u>16,255,130</u>

Stocks of petroleum products are recognised at fair value by reference to quoted market prices of these products at year end. Duty paid on stock is recognised at cost. Movements in the fair values are recognised immediately in the profit and loss account. Measuring stocks at fair value is a departure from SSAP 9, which requires stock to be carried at the lower of cost and net realisable value.

In the view of the directors, the treatments prescribed by SSAP 9 would not give a true and fair view because the stocks of petroleum products held are marketable commodities traded on international markets and are therefore immediately saleable. In addition, the group uses derivatives to manage its price exposure on stocks held. As these derivatives are held at fair value with movements recognised in the profit and loss account, to also recognise the movement in fair value of the stocks in the profit and loss account is considered by the directors to present a better reflection of the financial performance of the group.

As at 31 December 2014 application of the group's accounting policy for the valuation of stock at fair value instead of valuation at either the lower of cost and net realisable value resulted in a downward adjustment to stocks on the balance sheet of €3,706,606 (2013: €214,549 upwards adjustment).

In total, for the year ended 31 December 2014, application of the group's accounting policy of recognising gains and losses on mark to market revaluation directly in the profit and loss account resulted in a gain of €5,774,585 (2013: €432,596).

INVER ENERGY LIMITED

NOTES TO THE CONSOLIDATED FINANCIAL STATEMENTS - continued

10. DEBTORS	2014	2013
	€	€
GROUP		
Amounts falling due within one year:		
Trade debtors	28,115,728	33,607,516
Prepayments and sundry debtors	3,581,194	585,516
Amount due from joint venture company	2,153,198	2,819,975
Derivative financial instruments	<u>8,700,609</u>	<u>-</u>
	42,550,729	37,013,007
Amount falling due after more than one year:		
Amount due from parent company	<u>2,200,000</u>	<u>2,200,000</u>
	<u>44,750,729</u>	<u>39,213,007</u>
COMPANY		
Amounts falling due within one year:		
Trade debtors	22,545,754	28,229,427
Prepayments and sundry debtors	2,535,685	417,870
Amount due from joint venture company	2,153,198	2,819,975
Derivative financial instruments	<u>5,093,276</u>	<u>-</u>
	<u>32,327,913</u>	<u>31,467,272</u>
Amount falling due after more than one year:		
Amount due from subsidiary company	9,668,046	2,043,414
Amount due from parent company	<u>2,200,000</u>	<u>2,200,000</u>
	<u>44,195,959</u>	<u>35,710,686</u>

Amounts owed by the parent company, the subsidiary company and the joint venture company are unsecured and interest free. The amount owed by the joint venture company is also repayable on demand. The amount due from the parent company and subsidiary company is not due until after one year.

11. CREDITORS - Amounts falling due within one year	2014	2013
	€	€
GROUP		
Bank overdraft (note 14)	10,666,747	8,742,464
Bank loan (note 14)	829,979	1,157,491
Trade creditors	26,223,117	20,081,774
Accruals and deferred income	9,002,073	6,872,259
Income tax deducted under PAYE/NI, including pay related social insurance	90,104	56,517
Value Added Tax	14,804,025	17,523,128
Derivative financial instruments	-	679,832
Corporation tax	203,582	21,048
Amounts due under hire purchase agreements	<u>24,300</u>	<u>-</u>
	<u>61,843,927</u>	<u>55,134,513</u>

NOTES TO THE CONSOLIDATED FINANCIAL STATEMENTS - continued

11. CREDITORS - Amounts falling due within one year - continued	2014	2013
	€	€
COMPANY		
Bank overdraft	5,763,507	3,825,288
Hire purchase	24,300	-
Trade creditors	18,854,442	14,203,650
Accruals and deferred income	6,113,815	5,935,948
Income tax deducted under PAYE, including pay related social insurance	90,104	49,673
Value added tax, duty and other taxes	14,804,025	17,176,243
Derivative financial instruments	-	580,032
Corporation tax payable	<u>130,611</u>	<u>21,048</u>
	<u>45,780,804</u>	<u>41,791,882</u>
12. CREDITORS – Amounts falling due after more than one year	2014	2013
	€	€
GROUP		
Bank loan (note 14)	3,319,916	3,875,794
Hire purchase	<u>18,225</u>	-
	<u>3,338,141</u>	<u>3,875,794</u>
COMPANY		
Amounts due under hire purchase agreements	<u>18,225</u>	-
13. PROVISION FOR LIABILITIES AND CHARGES	2014	2013
	€	€
At beginning of year	746,435	499,071
(Credit)/charge for the year	(25,273)	253,176
Foreign exchange	<u>51,897</u>	<u>(5,812)</u>
At end of year	<u>773,059</u>	<u>746,435</u>
A deferred tax charge arises because the tax written down value of the fixed assets is lower than the net book value as shown in note 7.		
14. BANK LOANS AND OVERDRAFTS - MATURITY AND SECURITY	2014	2013
	€	€
GROUP		
Maturity of debt		
In one year or less, or on demand	11,496,726	9,899,955
In more than one year, but not more than two years	829,979	989,565
In more than two years, but not more than five years	<u>2,489,937</u>	<u>2,886,229</u>
	<u>14,816,642</u>	<u>13,775,749</u>

NOTES TO THE CONSOLIDATED FINANCIAL STATEMENTS - continued

14. BANK LOANS AND OVERDRAFTS - MATURITY AND SECURITY – continued

A debenture governed by the laws of the Republic of Ireland, incorporating first fixed and floating charges over all of the property, assets and undertakings of Inver Energy Limited Group is held by the bank.

A charge governed by the laws of the United Kingdom incorporating first fixed and floating charges over all of the property, assets and undertakings of Inver Energy Limited Group is held by the bank.

Inver Energy Limited has provided guarantees to the banks in respect of debts of Atlantic Fuel Supply Company Limited and Inver Energy (UK) Limited.

15. CALLED UP SHARE CAPITAL	2014	2013
	€	€
Authorised 50,000,000 ordinary shares of €0.002 each	<u>100,000</u>	<u>100,000</u>
Allotted and fully paid 100,000 ordinary shares of €0.002 each	<u>200</u>	<u>200</u>
 16. PROFIT AND LOSS ACCOUNT	 2014	 2013
	€	€
GROUP		
At beginning of year	15,947,209	13,549,983
Profit for the year	2,399,838	2,545,885
Dividend paid	(100,000)	(100,000)
Foreign exchange translation reserve	263,548	(48,659)
At end of year	<u>18,510,595</u>	<u>15,947,209</u>
COMPANY		
Profit and loss account brought forward	12,191,204	10,817,529
Profit for the year	1,183,630	1,473,675
Dividend paid	(100,000)	(100,000)
Profit and loss account carried forward	<u>13,274,834</u>	<u>12,191,204</u>
 17. RECONCILIATION OF MOVEMENT IN SHAREHOLDERS' FUNDS	 2014	 2013
	€	€
GROUP		
At beginning of year	17,997,500	15,600,274
Profit for the year	2,399,838	2,545,885
Dividend paid	(100,000)	(100,000)
Foreign exchange translation reserve	263,548	(48,659)
At end of year	<u>20,560,886</u>	<u>17,997,500</u>

INVER ENERGY LIMITED

NOTES TO THE CONSOLIDATED FINANCIAL STATEMENTS - continued

17. RECONCILIATION OF MOVEMENT IN SHAREHOLDERS' FUNDS - continued		2014	2013
		€	€
COMPANY			
At beginning of year		14,241,495	12,867,820
Profit for the year		1,183,630	1,473,675
Dividend paid		<u>(100,000)</u>	<u>(100,000)</u>
At end of year		<u>15,325,125</u>	<u>14,241,495</u>
18. RECONCILIATION OF OPERATING PROFIT TO NET CASH INFLOW FROM OPERATING ACTIVITIES		2014	2013
		€	€
Operating profit		3,403,728	4,112,501
Depreciation charge		1,061,859	960,848
Amortisation of goodwill and impairment of financial assets		-	2,880
Foreign exchange translation		(470,208)	208,359
(Increase)/decrease in stocks		(785,466)	4,284,193
Decrease in debtors and prepayments		3,162,887	5,688,295
Increase/(decrease) in creditors and accruals		5,602,498	(4,879,939)
Non cash movement in derivative financial instruments		<u>(9,380,441)</u>	<u>(458,469)</u>
Net cash inflow from operating activities		<u>2,594,857</u>	<u>9,918,668</u>
19. RECONCILIATION OF NET DEBT			
	At beginning of year	Cash flow	At end of year
	€	€	€
Cash and bank balances	4,652,831	829,469	5,482,300
Bank overdraft	(8,742,464)	(1,924,283)	(10,666,747)
Non-cash items	-	<u>(42,525)</u>	<u>(42,525)</u>
	<u>(4,089,633)</u>	<u>(1,137,339)</u>	<u>(5,226,972)</u>
Debt due within one year	(1,157,491)	327,512	(829,979)
Debt due after one year	<u>(3,875,794)</u>	<u>555,878</u>	<u>(3,319,916)</u>
Total	<u>(9,122,918)</u>	<u>(253,949)</u>	<u>(9,376,867)</u>
20. RECONCILIATION OF NET CASHFLOW TO MOVEMENT IN NET DEBT		2014	2013
		€	€
(Decrease)/increase in cash during the year		(1,137,339)	6,378,119
Movement in financing		<u>883,390</u>	<u>1,428,745</u>
		(253,949)	7,806,864
Net debt at 1 January		<u>(9,122,918)</u>	<u>(16,929,782)</u>
Net debt at 31 December		<u>(9,376,867)</u>	<u>(9,122,918)</u>

INVER ENERGY LIMITED

NOTES TO THE CONSOLIDATED FINANCIAL STATEMENTS - continued

21. EMPLOYEES	2014 Number	2013 Number
The average number of persons employed by the group during the year was as follows:		
GROUP		
Selling and distribution	12	13
Administration	<u>10</u>	<u>9</u>
	<u>22</u>	<u>22</u>

22. PENSIONS

The company operates an independently administered defined contribution pension scheme. Payments to the scheme are charged to the profit and loss account in the period to which they relate. The pension charge for the year was €80,732 (2013: €55,421) and the amount due at year end was €Nil (2013: €Nil).

23. PARENT COMPANY

World Fuels Market Limited, an Irish registered company, owns an 80% interest in the company. The registered office of World Fuels Market Limited is River House, Blackpool Business Park, Blackpool, Cork.

24. RELATED PARTY TRANSACTIONS

Christopher P. O'Callaghan is a director and shareholder of World Fuels Market Limited and a director of Inver Energy Limited, Inver Energy (UK) Limited and Atlantic Fuel Supply Company Limited.

During the year an amount of €45,600 (2013: €45,600) was paid by Inver Energy Limited to Christopher P. O'Callaghan, in respect of lease property rental and an amount of €45,000 (2013: €30,000) was paid by Inver Energy Limited to World Fuels Market Limited for management services.

There was €2,790,924 (2013: €2,790,924) due from Atlantic Fuel Supply Company Limited to Inver Energy Limited at year end. Inver Energy Limited owed Atlantic Fuel Supply Company €637,726 (2013: € 24,756 due) at year end resulting in a year end balance of €2,153,198.

There was €2,200,000 (2013: €2,200,000) due from World Fuels Market Limited to Inver Energy Limited at year end.

During the year an amount of €1,497,135 (2013: €1,294,361) was paid by Inver Energy Limited to Atlantic Fuel Supply Company Limited in respect of product throughout charges and €54,000 (2013: 54,000) was paid to Inver Energy Limited by Atlantic Fuel Supply Company Limited for accounting, administration and management fees.

INVER ENERGY LIMITED

NOTES TO THE CONSOLIDATED FINANCIAL STATEMENTS - continued

25. DIRECTORS' REMUNERATION	2014	2013
	€	€
Emoluments		
- for other services	-	7,500
- for services as director	<u>376,380</u>	<u>368,419</u>

26. FINANCIAL INSTRUMENTS - OIL SWAPS AND FUTURE CONTRACTS

In accordance with the company's policy on hedging, foreign currency exposure is managed by entering into forward exchange contracts and oil price exposure is managed by entering into forward oil swap contracts. The principal amount and the fair value of such contracts open at 31 December 2014 and 2013 were as follows:

USD forward contracts	2014	2013
Principal amount	\$12,328,938	\$4,908,542
Fair value difference	€13,375	€2,712
Principal amount	\$7,948,236	\$1,069,031
Fair value difference	(Stg£6,697)	Stg£117
GBP forward contracts	2014	2013
Principal amount	£750,000	Nil
Fair value difference	(€8,272)	Nil
Contracts to purchase oil	2014	2013
Principal amount	\$42,993,754	\$42,107,109
Fair value difference	(\$13,361,269)	\$1,398,288
Contracts to sell oil	2014	2013
Principal amount	\$66,643,785	\$27,851,053
Fair value difference	\$20,521,722	\$1,222,616

All financial instruments are held at fair value through profit and loss.

The fair value of financial instruments traded on active markets is based on quoted market prices at the balance sheet date. A market is regarded as active if quoted prices are readily available from an exchange, dealer, broker, industry group, pricing service or regulatory agency, and those prices represent actual and regulatory occurring market transactions on an arm's length basis. The quoted market price used for financial assets held by the company is the current bid price. These instruments are included in level 1. Level 1 comprises exchange traded commodity financial instruments and exchange traded foreign exchange financial instruments.

INVER ENERGY LIMITED

NOTES TO THE CONSOLIDATED FINANCIAL STATEMENTS - continued

27. COMMITMENTS AND CONTINGENCIES

Operating lease commitments

At year end, the group had annual commitments under non cancellable operating leases in respect of land and premises expiring as follows:

	2014 €	2013 €
GROUP		
After more than 5 years	<u>43,900</u>	<u>45,600</u>

As at the year end, the group had committed to capital expenditure of €144,807 (2013: €91,702).

At year end, the company had contingent liabilities in respect of standby letters of credit and guarantees issued as follows:

Date of Issue	Currency	Amount
27 May 2013	EUR	400,000
19 June 2013	GBP	50,000

At year end, the company had contingent liabilities in respect of open letters of credit in respect of inventory purchases as follows:

Maturity	Currency	Amount
Less than one year	USD	29,541,915
Less than one year	EUR	17,697

28. EVENTS AFTER THE BALANCE SHEET DATE

There have been no significant events affecting the company since the balance sheet date.

29. DIVIDEND PAID

	2014 €	2013 €
Equity dividend paid by Inver Energy Limited: €100,000 (2013: €100,000) on ordinary shares (€1 per share)	<u>100,000</u>	<u>100,000</u>

30. PRINCIPAL OPERATING SUBSIDIARIES AND JOINT VENTURES

	Group share %	Nature of business
<i>(i) Wholly owned subsidiary</i> Inver Energy (UK) Limited	100%	Importation, distribution and storage of oil.
<i>(ii) Joint ventures</i> Atlantic Fuel Supply Company Limited (AFSC)	50%	Receive, store and deliver fuel for the benefit of its shareholders, businesses and for third party customers.

INVER ENERGY LIMITED

NOTES TO THE CONSOLIDATED FINANCIAL STATEMENTS - continued

31. PROFIT ATTRIBUTABLE TO GROUP SHAREHOLDERS	2014	2013
	€	€
Profit for the financial year in the parent company amounted to	<u>1,183,630</u>	<u>1,473,675</u>

In accordance with Section 148(8) of the Companies Act, 1963 and Section 7 (1A) of the Companies (Amendment) Act 1986, the company is availing of the exemption from presenting its individual profit and loss account to the annual general meeting and from filing it with the Registrar of Companies. The company's profit for the financial year determined in accordance with Irish GAAP is €1,183,630 (2013 profit: €1,473,675).

32. COMPARATIVE AMOUNTS

Comparative amounts have been grouped on a basis consistent with the current year presentation.

33. APPROVAL OF THE FINANCIAL STATEMENTS

The directors approved the consolidated financial statements on 29/5/2015.